



Prudential Sugar Corporation Limited

Regd. Office : "Akash Ganga" Plot No. 144, Srinagar Colony, Hyderabad - 500 073. T.S. INDIA
Tel : +91-40-67334412, Fax : +91-40-67334433 | Email : pscl.secretarial@gmail.com | www.prudentialsugar.com
CIN : L15432TG1990PLC032731

Ref: PSCL/BSE& NSE/2021-22/May-30

Date: 30/05/2022

To
The General Manager,
Corporate Relations Department,
BSE LIMITED
Phiroze Jeejeebhoy Towers,
Dalal Street, **Mumbai - 400 001.**
Maharashtra State, India.
Script Code: 500342

To
Asst. Vice President
National Stock Exchange of India Limited
Exchange Plaza Block G, C 1, Bandra Kurla
Complex, G Block, Bandra East,
Mumbai - 400 051
Maharashtra State, India.
Script Code: PRUDMOULI

To
The Calcutta Stock Exchange Limited,
#7, Lyons Range, Murgighata, Dalhousie,
Kolkata - 700001,
West Bengal State, India.
Script Code: 026037

Dear Sir/Madam,

Sub: Outcome of the Board Meeting held on May 30, 2022 of Prudential Sugar Corporation Limited

Ref: Regulation 33 & 47 of SEBI (Listing Obligations and Disclosure Requirements) Regulations, 2015.

In just concluded Meeting of the Board Directors of the Company, the board has considered and approved:


1. Audited (Standalone and Consolidated) Financial Statements for the 4th Quarter and Year Ended March 31, 2022 (annexed herewith);
2. Limited review reports from the Statutory Auditor on Audited (Standalone and Consolidated) Financial Statements for the 4th Quarter and Year Ended March 31, 2022 (annexed herewith);

This intimation is also uploaded in the Company website: www.prudentialsugar.com.

We request you to take the above information on record and acknowledge the receipt of the same.

Thanking you,

Yours Truly,
For Prudential Sugar Corporation Limited


Vinod Kumar Baid
Director
DIN No. 00010142



Encl: as above

**PRUDENTIAL SUGAR CORPORATION LIMITED**

CIN: L15432TG1990PLC032731

Reg off Add: Akash Ganga, 04th Floor, Plot No.144, Srinagar Colony, Hyderabad - 500 073, Telangana State, India

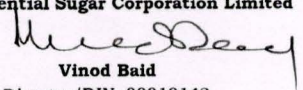
S.No	Part - I: Standalone Statement of Audited Results for the Quarter and Year Ended March 31, 2022	Particulars	3 Months Ended			Year Ended (31-03-2022) Audited	Year Ended (31-03-2021) Audited
			31-03-2022 Audited	31-12-2021 Un-Audited	31-03-2021 Audited		
1		Revenue					
		a) Income from operations	5,142.49	180.10		5,322.59	-
		b) Other Income	64.18	63.03	52.67	253.03	227.60
		Total Revenue (a+b)	5,206.67	243.13	52.67	5,575.62	227.60
2		Expenses					
		a) Cost of Materials Consumed	-	-	-	-	-
		b) Purchase of stock-in-trade	5,054.74	179.74	-	5,234.48	-
		c) Changes in inventories of finished goods, work-in-progress and stock-in-Trade	-	-	-	-	-
		d) Employee benefits expenses	13.50	7.57	13.47	40.30	59.46
		e) Finance Cost	-	-	-	-	-
		f) Depreciation and amortization expense	0.29	0.29	0.35	1.16	1.42
		g) Other expenses	16.38	42.49	11.46	88.74	62.70
		Total Expenses	5,084.91	230.09	25.28	5,364.68	123.58
3		Profit / (Loss) from operations before exceptional items (1-2)	121.76	13.04	27.39	210.94	104.02
4		Exceptional Items	-	-	-	-	-
5		Profit / (Loss) from before tax (3+4)	121.76	13.04	27.39	210.94	104.02
6		Tax Expense					
		(a) Current Tax	33.87	3.63	9.78	58.68	28.94
		(b) Deferred Tax	-	-	-	-	-
7		Net Profit / (Loss) after tax but before prior period items (5-6)	87.89	9.41	17.61	152.26	75.08
8		Prior period Item	-	-	-	-	-
9		Net Profit / (Loss) after taxes, Extraordinary items, Prior period items (7+8)	87.89	9.41	17.61	152.26	75.08
10		Other Comprehensive Income					
		(A) (i) Items that will not be reclassified to profit or loss					
		(ii) Income-tax relating to items that will not be reclassified to profit or loss					
		(B) (i) Items that will be reclassified to profit or loss					
		(ii) Income-tax relating to items that will be reclassified to profit or loss					
		Other Comprehensive Income (net)					
11		Total Comprehensive Income for the Period (9+10)	87.89	9.41	17.61	152.26	75.08
12		Paid-up equity share capital of Rs.10 Each (Fully Paid Up)	3,320.70	3,320.70	3,320.70	3,320.70	3,320.70
13		Other Equity				4,377.82	4,225.57
14		i) Earnings Per Share (before extraordinary items) (of Rs.10/- each) (not annualized):					
		a) Basic	0.26	0.03	0.05	0.46	0.23
		b) Diluted				0.46	0.23
		ii) Earnings Per Share (after extraordinary items) (of Rs.10/- each) (not annualized):					
		a) Basic					
		b) Diluted					
		See accompanying note to the Financial Results					

Note:

- The above Standalone Financial results have been approved and taken on to record by the board of Directors and audit committee at its meeting held on May 30, 2022
- The company has adopted Indian Accounting Standard ("Ind AS") with effect from April 1, 2017. Accordingly, the financial results for the quarter and Year ended March 31, 2022 have been prepared in accordance with Ind AS, the recognition and measurement principles laid down under section 133 of the Companies Act, 2013 read with relevant rules issued thereunder and the other accounting principles generally accepted in India.
- Previous period's figures have been regrouped wherever necessary to conform to this period's classification. Certain figures apparently do not add up because of rounding off but are wholly accurate in themselves.
- The management has assessed the Identification of reportable segments in accordance with the requirement of the Ind-AS 108 Operating Segment and believes that the Company has only one reportable segment namely "Sugar Manufacturing and Trading".

Date: 30.05.2022
Place: Hyderabad

For Prudential Sugar Corporation Limited


Vinod Baid
 Director/DIN: 00010142

**PRUDENTIAL SUGAR CORPORATION LIMITED**

CIN: L15432TG1990PLC032731

Reg off Add: Akash Ganga, 04th Floor, Plot No.144, Srinagar Colony, Hyderabad - 500 073, Telangana State, India

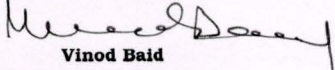
S.No.	Part - I: Consolidated Statement of Audited Results for the Quarter Ended March 31, 2022	3 Months Ended			(Rs. In Lakhs)	
		31-03-2022 Audited	31-12-2021 Un-Audited	31-03-2021 Audited	Year Ended (31-03-2022) Audited	Year Ended (31-03-2021) Audited
	Particulars					
1	Revenue					
	a) Income from operations	5,142.49	180.10	-	5,322.59	-
	b) Other Income	129.28	99.12	50.43	438.47	424.86
	Total Revenue (a+b)	5,271.77	279.22	50.43	5,761.06	424.86
2	Expenses					
	a) Cost of Materials Consumed	-	-	-	-	-
	b) Purchase of stock-in-trade	5,054.74	179.74	-	5,234.48	-
	c) Changes in inventories of finished goods, work-in-progress and stock-in-Trade	-	-	-	-	-
	d) Employee benefits expenses	19.84	11.54	19.55	60.40	85.62
	e) Finance Cost	-	-	-	-	-
	f) Depreciation and amortization expense	0.29	0.29	0.35	1.16	1.42
	g) Other expenses	23.84	47.00	13.72	114.21	95.60
	Total Expenses	5,098.71	238.57	33.62	5,410.25	182.64
3	Profit / (Loss) from operations before exceptional items (1-2)	173.06	40.65	16.81	350.81	242.22
4	Exceptional Items	-	-	-	-	-
5	Profit / (Loss) from before tax (3+4)	173.06	40.65	16.81	350.81	242.22
6	Tax Expense					
	(a) Current Tax	48.15	11.31	12.28	97.59	68.63
	(b) Deferred Tax	-	-	-	-	-
7	Net Profit / (Loss) after tax but before prior period items (5-6)	124.91	29.34	4.53	253.22	173.59
8	Prior period Item	-	-	-	-	-
9	Net Profit / (Loss) after taxes, Extraordinary items, Prior period items (7+8)	124.91	29.34	4.53	253.22	173.59
10	Other Comprehensive Income					
	(A) (i) Items that will not be reclassified to profit or loss					
	(ii) Income-tax relating to items that will not be reclassified to profit or loss					
	(B) (i) Items that will be reclassified to profit or loss					
	(ii) Income-tax relating to items that will be reclassified to profit or loss					
	Other Comprehensive Income (net)					
11	Total Comprehensive Income for the Period (9+10)	124.91	29.34	4.53	253.22	173.59
12	Paid-up equity share capital of Rs.10 Each	3,320.70	3,320.70	3,320.70	3,320.70	3,320.70
13	Other Equity				5,565.85	5,392.22
14	i) Earnings Per Share (before extraordinary items) (of Rs.10/- each) (not annualized):					
	a) Basic	0.38	0.09	0.01	0.76	0.52
	b) Diluted					
	ii) Earnings Per Share (after extraordinary items) (of Rs.10/- each) (not annualized):					
	a) Basic					
	b) Diluted					
	See accompanying note to the Financial Results					

Note:

- The above Consolidated Financial results have been approved and taken on to record by the board of Directors at its meeting held on May 30, 2022
- The company has adopted Indian Accounting Standard ("Ind As") with effect from April 1, 2017. Accordingly, the financial results for the quarter and Year ended March 31, 2022 have been prepared in accordance with Ind AS, the recognition and measurement principles laid down under section 133 of the Companies Act, 2013 read with relevant rules issued thereunder and the other accounting principles generally accepted in India.
- Previous period's figures have been regrouped wherever necessary to conform to this period's classification. Certain figures apparently do not add up because of rounding off but are wholly accurate in themselves.
- The management has assessed the Identification of reportable segments in accordance with the requirement of the Ind-AS 108 Operating Segment and believes that the Company has only one reportable segment namely "Sugar Manufacturing and Trading".

Date: 30.05.2022
Place: Hyderabad

For Prudential Sugar Corporation Limited


Vinod Baid
 Director/DIN: 00010142

**PRUDENTIAL SUGAR CORPORATION LIMITED**

CIN: L15432TG1990PLC032731

Reg off Add: Akash Ganga, 04th Floor, Plot No.144, Srinagar Colony, Hyderabad - 500 073, Telangana State, India

Part - II : Standalone Statement of Assets and Liabilities		Amount in Rs. Lakhs	
S.No.	Particulars	As at March 31, 2022 (Audited)	As at March 31, 2021 (Audited)
A	ASSETS		
1	Non-Current Assets		
	a) Property, Plant and Equipment	17.62	18.79
	b) Capital Work-in-progress		
	c) Right-of-use assets		
	d) Other intangible Assets		
	e) Financial Assets		
	i) Investments	315.27	315.27
	ii) Loans		
	iii) Trade Receivables		
	iii) Other Financial Assets		
	f) Deferred tax Assets (net)	1,525.94	1,525.94
	g) Other Non-Current Assets	533.72	545.99
	Total Non-Current Assets	2392.55	2405.99
2	Current Assets		
	a) Inventories		
	b) Financial Assets		
	i) Investments		
	ii) Trade Receivables		
	ii) Cash and Cash Equivalents	285.3	0.2
	iv) Bank Balance other than (iii) above		
	v) Loans		
	vi) Other Financial Assets		
	c) Current Tax Assets (net)		
	d) Other Current Assets	5987.02	6047.6
	Total Current Assets	6272.32	6047.8
	Total Assets (A)	8664.87	8453.79
B	EQUITY AND LIABILITIES		
1	Equity		
	a) Equity Share Capital	3720.70	3720.70
	b) Other Equity	4377.82	4225.57
	Total Equity	8098.52	7946.27
2	Liabilities		
	Non-Current Liabilities		
	a) Financial Liabilities		
	i) Borrowings	11.27	11.27
	ii) Trade Payables		
	iii) Other Financial Liabilities		
	b) Provisions		
	c) Deferred Tax Liabilities (net)		
	d) Other Non-Current Liabilities	357.80	357.80
	Total Non-Current Liabilities	369.07	369.07
3	Current Liabilities		
	a) Financial Liabilities		
	i) Borrowings		
	ii) Trade Payables		
	iii) Other Financial Liabilities		
	b) Other Current Liabilities	55.93	45.78
	c) Provisions	141.35	92.67
	d) Current Tax Liabilities (net)		
	Total Current Liabilities	197.28	138.45
	Total Liabilities (2+3)		
	Total Equity and Liabilities (1+2+3)	8664.87	8453.79




**PRUDENTIAL SUGAR CORPORATION LIMITED**

CIN: L15432TG1990PLC032731

Reg off Add: Akash Ganga, 04th Floor, Plot No.144, Srinagar Colony, Hyderabad - 500 073,
Telangana State, India

Part - II : Consolidated Statement of Assets and Liabilities			Amount in Rs. Lakhs	
S.No.	Particulars	As at March 31, 2022 (Audited)	As at March 31, 2021 (Audited)	
A	ASSETS			
1	Non-Current Assets			
	a) Property, Plant and Equipment	260.62	261.79	
	b) Capital Work-in-progress			
	c) Right-of-use assets			
	d) Other intangible Assets			
	e) Financial Assets			
	i) Investments	55.28	55.28	
	ii) Loans			
	iii) Trade Receivables			
	iii) Other Financial Assets			
	f) Deferred tax Assets (net)	1,525.94	1,525.94	
	g) Other Non-Current Assets	533.72	545.99	
	Total Non-Current Assets	2375.56	2389.00	
2	Current Assets			
	a) Inventories			
	b) Financial Assets			
	i) Investments			
	ii) Trade Receivables			
	ii) Cash and Cash Equivalents	285.97	0.3	
	iv) Bank Balance other than (iii) above			
	v) Loans			
	vi) Other Financial Assets			
	c) Current Tax Assets (net)			
	d) Other Current Assets	9397.11	10525.21	
	Total Current Assets	9683.08	10525.51	
	Total Assets (A)	12058.64	12914.51	
B	EQUITY AND LIABILITIES			
1	Equity			
	a) Equity Share Capital	3720.70	3720.70	
	b) Other Equity	5819.07	5565.86	
	Total Equity	9539.77	9286.56	
2	Liabilities			
	Non-Current Liabilities			
	a) Financial Liabilities			
	i) Borrowings	11.27	11.27	
	ii) Trade Payables			
	a. Total outstanding dues of Micro and Small Enterprises			
	b. Total Outstanding dues of Creditors other than (a. above)			
	iii) Other Financial Liabilities			
	b) Provisions			
	c) Deferred Tax Liabilities (net)			
	d) Other Non-Current Liabilities	607.82	607.82	
	Total Non-Current Liabilities	619.09	619.09	
3	Current Liabilities			
	a) Financial Liabilities			
	i) Borrowings			
	ii) Trade Payables			
	a. Total outstanding dues of Micro and Small Enterprises			
	b. Total Outstanding dues of Creditors other than (a. above)			
	iii) Other Financial Liabilities			
	iv) Lease Liabilities			
	b) Other Current Liabilities	1545.60	2742.28	
	c) Provisions	354.18	266.58	
	d) Current Tax Liabilities (net)			
	Total Current Liabilities	1899.78	3008.86	
	Total Liabilities (2+3)	2518.87	3627.95	
	Total Equity and Liabilities (1+2+3)	12058.64	12914.51	



**PRUDENTIAL SUGAR CORPORATION LIMITED**

CIN: L15432TG1990PLC032731

Reg off Add: Akash Ganga, 04th Floor, Plot No.144, Srinagar Colony, Hyderabad - 500 073, Telangana State, India

Part - II : Standalone Cash Flow Statement		Amount in Rs. Lacs	
S.No.	Particulars	As at March 31, 2022 (Audited)	As at March 31, 2021 (Audited)
A	Cash flow from Operating Activities		
	Profit before Tax	152.2542	75.08019
	Adjustments for:		
	a. Depreciation and amortization expense	1.16497	1.42044
	b. Unrealized Foreign Exchange (gain)		
	c. Loss on Property, plant and equipment sold or discarded		
	d. Allowances for expected credit Losses		
	e. Provision for obsolete and slow moving capital work-in-progress		
	f. Provision for obsolete and slow moving stores and spares, written back		
	g. Allowances for expected credit loss or longer required, written back		
	h. Liabilities/Provisions no longer required, written back		
	i. Finance Costs		
	j. Interest Income on deposits with banks		
	k. Income from investment in mutual funds		
	l. Dividend income on investments in associates		
	m. Other income	-253.03108	-227.60796
	Operating profit before working capital changes	-99.61191	-151.10733
	Changes in Working Capital:		
	Adjustments for (increase)/decrease		
	a. Financial Assets		
	b. Current Assets	60.58276	-376.55947
	c. Inventories		
	d. Trade Receivables		
	e. Non - Current Assets		
	Adjustments for (increase)/decrease		
	a. Current Liabilities	58.8271	42.9925
	b. Other financial liabilities		
	c. Trade payables		
	d. Provisions		
	e. Non-Current Liabilities		
	Cash flow generated from Operating activities (gross)	19.79795	-484.6743
	Less: Income-tax paid (net)		
	Net cash flow generated from operating Activities (A)	19.79795	-484.6743
B	Cash flow from Investing Activities		
	a. Payment for purchase of property, plant and equipment (including other intangible assets, capital work-in-progress, capital advances and creditors for capital goods)		
	b. (Investment) in bank deposits with maturity more than three months		
	c. Maturity of bank deposits with maturity more than three months		
	d. Movement in restricted bank balance		
	e. (investment) in mutual funds		
	f. Proceeds from sale of mutual funds		
	g. Interest received on term deposits with banks		
	h. Dividend received from associates		
	i. Other Income	253.03108	227.60796
	Net cash flow (used in) investing activities (B)	253.03	227.61
c	Cash flow from financing activities		
	a. Long Term Loans & Advances Given	12.27519	255.71438
	b. Dividend and dividend distribution tax paid		
	c. Interest paid		
	Net cash flow (used in) financing activities (c)	12.27519	255.71438
D	Net increase/decrease in cash and cash equivalents (A+B+C)	285.10	-1.35196
E	Cash and cash equivalents as at the beginning of the year	1.977E-06	1.54969
F	Cash and cash equivalents as at the end of the year	285.10	0.19773
G	Cash and Cash equivalents at the end of the year		
	i. Balance with banks in current accounts	284.47353	0.17
	ii. Cash on Hand	0.82842	0.02996
	ii. Balances with banks in fixed deposits with original maturity of less than three months		
		285.30	0.20



For Prudential Sugar Corporation Limited

Vinod Baid

Director DIN: 00010142

Date: May 30, 2022
Place: Hyderabad

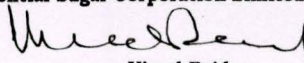
**PRUDENTIAL SUGAR CORPORATION LIMITED**

CIN: L15432TG1990PLC032731

Reg off Add: Akash Ganga, 04th Floor, Plot No.144, Srinagar Colony, Hyderabad - 500 073,
Telangana State, India

Part - II : Consolidated Cash Flow Statement		Amount in Rs. Lakhs	
S.No.	Particulars	As at March 31, 2022 (Audited)	As at March 31, 2021 (Audited)
A	Cash flow from Operating Activities		
	Profit before Tax	253.22	173.59
	<i>Adjustments for:</i>		
	a. Depreciation and amortization expense	1.16	1.42
	b. Unrealized Foreign Exchange (gain)		
	c. Loss on Property, plant and equipment sold or discarded		
	d. Allowances for expected credit Losses		
	e. Provision for obsolete and slow moving capital work-in-progress		
	f. Provision for obsolete and slow moving stores and spares, written back		
	g. Allowances for expected credit loss or longer required, written back		
	h. Liabilities/Provisions no longer required, written back		
	i. Finance Costs		
	j. Interest Income on deposits with banks		
	k. Income from investment in mutual funds		
	l. Dividend income on investments in associates		
	m. Other income	-438.47	-424.87
	Operating profit before working capital changes	-184.09	-249.85
	<i>Changes in Working Capital:</i>		
	<i>Adjustments for (increase)/decrease</i>		
	a. Financial Assets		
	b. Current Assets	1128.09	-590.74
	c. Inventories		
	d. Trade Receivables		
	e. Non-Current Assets	12.28	255.71
	<i>Adjustments for (increase)/decrease</i>		
	a. Current Liabilities	-1109.09	158.59
	b. Non-Current Liabilities	0	0
	c. Trade payables		
	d. Provisions		
	Cash flow generated from Operating activities (gross)	-152.81	-426.29
	Less: Income-tax paid (net)		
	Net Cash flow generated from operating Activities (A)	-152.81	-426.29
B	Cash flow from Investing Activities		
	a. Payment for purchase of property, plant and equipment (including other intangible assets, capital work-in-progress, capital advances and creditors for capital goods)		
	b. (Investment) in bank deposits with maturity more than three months		
	c. Maturity of bank deposits with maturity more than three months		
	d. Movement in restricted bank balance		
	e. (investment) in mutual funds		
	f. Proceeds from sale of mutual funds		
	g. Interest received on term deposits with banks		
	h. Dividend received from associates		
	i. Other Income	438.47	424.87
	Net cash flow (used in) investing activities (B)	438.47	424.87
c	Cash flow from financing activities		
	a. Payment of lease liabilities		
	b. Dividend and dividend distribution tax paid		
	c. Interest paid		
	Net cash flow (used in) financing activities (c)	0	0
D	Net increase/decrease in cash and cash equivalents (A+B+C)	285.70	-1.38
E	Cash and cash equivalents as at the beginning of the year	0.30	1.68
F	Cash and cash equivalents as at the end of the year	286.00	0.3
G	Cash and Cash equivalents at the end of the year		
	i. Balance with banks in current accounts		
	ii. Cash on Hand		
	ii. Balances with banks in fixed deposits with original maturity of less than three months		
		0.00	0.00

For Prudential Sugar Corporation Limited


Vinod Baid
 Director DIN: 00010142
Date: May 30, 2022
Place: Hyderabad

Auditor's Report on Quarterly Financial Results and Year to Date Results of the Company Pursuant to the Regulation 33 of the SEBI (Listing Obligations and Disclosure Requirements) Regulations, 2015

We have audited the quarterly financial results of **Prudential Sugar Corporation Limited** for the quarter ended **March 31, 2022**, and the year to date results for the period **April 01, 2021 to March 31, 2022**, attached herewith, being submitted by the company pursuant to the requirement of Regulation 33 of the SEBI (Listing Obligations and Disclosure Requirements) Regulations, 2015. These quarterly financial results as well as the year to date financial results have been prepared on the basis of the interim financial statements, which are the responsibility of the company's management. Our responsibility is to express an opinion on these financial results based on our audit of such interim financial statements, which have been prepared in accordance with the recognition and measurement principles laid down in Indian Accounting Standard 34 (Ind AS 34) for Interim Financial Reporting, prescribed, under Section 133 of the Companies Act, 2013 read with relevant rules issued thereunder; or by the Institute of Chartered Accountants of India², as applicable and other accounting principles generally accepted in India.

We conducted our audit in accordance with the auditing standards generally accepted in India. Those standards require that we plan and perform the audit to obtain reasonable assurance about whether the financial results are free of material misstatement(s). An audit includes examining, on a test basis, evidence supporting the amounts disclosed as financial results. An audit also includes assessing the accounting principles used and significant estimates made by management. We believe that our audit provides a reasonable basis for our opinion.

In our opinion and to the best of our information and according to the explanations given to us these quarterly financial results as well as the year to date results:

- i. are presented in accordance with the requirements of Regulation 33 of the SEBI (Listing Obligations and Disclosure Requirements) Regulations, 2015 in this regard; and
- ii. give a true and fair view of the net profit/ loss and other financial information for the quarter ended **March 31, 2022**, as well as the year to date results for the period from **April 01, 2021 to March 31, 2022**.

For R PUGALIA & COMPANY
Chartered Accountants
Firm Registration No.318188E



(CA.Rajeev Pugaia)
Proprietor

Membership No : 053972

UDIN No. 22053972AJXSOY2822

Place: Kolkata

Date 30/05/2022

Auditor's Report on the audit of the annual financial results of the group with the last quarter financial results being balancing figures Pursuant to the Regulation 33 of the SEBI (Listing Obligations and Disclosure Requirements) Regulations, 2015.

To
THE BOARD OF DIRECTORS OF
M/s. Prudential Sugar Corporation Limited,
Hyderabad

1. We have audited the accompanying Statement of Consolidated Financial Results of **Prudential Sugar Corporation Limited** ("the Parent") and its subsidiaries & Associates (the Parent and its subsidiaries & Associates together referred to as "the Group") and its share of the net profit/(loss) after tax and total comprehensive income / loss of its Subsidiary, associates and joint ventures for the year ended **March 31, 2022**, ("the Statement"), being submitted by the Parent pursuant to the requirement of Regulation 33 of the SEBI (Listing Obligations and Disclosure Requirements) Regulations, 2015, as amended. Attention is drawn to the fact that the consolidated figures for the corresponding quarter ended March 31, 2022, as reported in these financial results have been approved by the Parent's Board of Directors, but have not been subjected to audit/review.
2. This Statement, which is the responsibility of the Parent's Management and approved by the Parent's Board of Directors, has been compiled from the related consolidated financial statements which has been prepared in accordance with the Indian Accounting Standards prescribed under Section 133 of the Companies Act, 2013, read with the Companies (Indian Accounting Standards) Rules, 2015, as amended ("Ind AS"), and other accounting principles generally accepted in India. Our responsibility is to express an opinion on the Statement based on our audit of such consolidated financial statements.
3. We conducted our audit in accordance with the Standards on Auditing specified under Section 143(10) of the Companies Act 2013. Those Standards require that we comply with ethical requirements and plan and perform the audit to obtain reasonable assurance about whether the Statement is free from material misstatement.

An audit involves performing procedures to obtain audit evidence about the amounts and the disclosures in the Statement. The procedures selected depend on the auditor's judgment, including the assessment of the risks of material misstatement of the Statement, whether due to fraud or error. In making those risk assessments, the auditor considers internal control relevant to the Parent's preparation and fair presentation of the Statement in order to design audit procedures that are appropriate in the circumstances, but not for the purpose of expressing an opinion on the Parent's internal financial control with reference to the Statement. An audit also includes evaluating the appropriateness of the accounting policies used and the reasonableness of the accounting estimates made by the Management, as well as evaluating the overall presentation of the Statement.

We also performed procedures in accordance with the circular issued by the SEBI under Regulation 33 (8) of the SEBI (Listing Obligations and Disclosure Requirements) Regulations, 2015, as amended, to the extent applicable.

We believe that the audit evidence obtained by us and the audit evidence obtained by the branch auditors and other auditors in terms of their reports referred to in paragraph 6 below, is sufficient and appropriate to provide a basis for our audit opinion.

4. In our opinion and to the best of our information and according to the explanations given to us, and based on the consideration of the reports of the other auditors on separate financial statements and the other financial information of branches and joint operations of the Group, subsidiaries, associates and joint ventures referred to in paragraph 5 below, the Statement:
 - a. includes the results of the following entities:
 - a. **Prudential Ammana Sugar Limited;**
 - b. is presented in accordance with the requirements of Regulation 33 of the SEBI (Listing Obligations and Disclosure Requirements) Regulations, 2015, as amended; and
 - c. gives a true and fair view in conformity with the recognition and measurement principles laid down in the aforesaid Indian Accounting Standards and other accounting principles generally accepted in India of the consolidated total comprehensive income (comprising of net [profit/loss] and other comprehensive income/ loss) and other financial information of the Group for the year ended March 31, 2022.
5. We did not audit the financial statements / financial information of Prudential Ammana Sugars Limited (subsidiary) included in the consolidated financial results, whose financial statements / financial information reflect total assets of Rs.65.86 Crores as at March 31, 2022, total revenues of Rs.3.98 Crores, total net profit / (loss) after tax of Rs.1.01 Crores, total comprehensive income/ loss of Rs.0.00/- and cash flows (net) of Rs. 0.056 Crores for the year ended on that date, as considered in the consolidated financial results. The consolidated financial results also include the Group's share of net profit/loss of Rs. 2.53 Crores and total comprehensive income/ loss of Rs.0.00/- for the year ended March 31, 2022, as considered in the consolidated financial results have not been audited by us. These financial statements / financial information have been audited by other auditors whose reports have been furnished to us by the Management and our opinion on the consolidated financial results, in so far as it relates to the amounts and disclosures included in respect of these subsidiaries, associates and joint ventures, is based solely on the reports of the other auditors and the procedures performed by us as stated in paragraph 3 above.

Our opinion on the Statement is not modified in respect of the above matters.

6. The Statement includes the results for the quarter ended March 31, 2022, being the balancing figure between audited figures in respect of the full financial year and the published unaudited year to date figures up to the third

quarter of the current financial year which were subject to limited review by us.

For R PUGALIA & COMPANY
Chartered Accountants
Firm Registration No.318188E



(CA. Rajeev Puga)

Proprietor

Membership No : 053972

UDIN No. 22053972AJXYLJ2808

Place: Kolkata

Date 30/05/2022



Prudential Sugar Corporation Limited

Regd. Office : "Akash Ganga" Plot No. 144, Srinagar Colony, Hyderabad - 500 073. T.S. INDIA
Tel : +91-40-67334412, Fax : +91-40-67334433 | Email : pscl.secretarial@gmail.com | www.prudentialsugar.com
CIN : L15432TG1990PLC032731

Ref: PSCL/SE/Auditor Opinion/2022-23/

Date: 30/05/2022

To
The General Manager,
Corporate Relations Department,
BSE LIMITED
Phiroze Jeejeebhoy Towers,
Dalal Street, **Mumbai - 400 001.**
Maharashtra State, India.
Script Code: 500342

To
Asst. Vice President
National Stock Exchange of India Limited
Exchange Plaza Block G, C 1, Bandra Kurla
Complex, G Block, Bandra East,
Mumbai - 400 051
Maharashtra State, India.
Script Code: PRUDMOULI

To
The Calcutta Stock Exchange Limited,
#7, Lyons Range, Murgighata, Dalhousie,
Kolkata - 700001,
West Bengal State, India.
Scrip Code: 026037

Dear Sir/Madam,

Sub: Declaration confirming issuance of Audit Reports with 'Unmodified Opinion' on Standalone & Consolidated Financial Statement of Prudential Sugar Corporation Limited the Company for the financial year ended 31ST March 2022.


Pursuance to regulation 33 (3) (d) of SEBI (Listing Obligations and Disclosure Requirements Regulation, 2015 (LODR). I, Vinod Baid, Director of the Company do hereby declare and confirm that Statutory Auditors of the Company i.e M/s. R.Pugalia & Co., Chartered Accountant have issued their Audit Report with Unmodified Opinion on the Standalone & Consolidated Financial Result Company for the financial year ended 31st March 2022.

We request you to kindly take above on record.

Thanking You,

Yours Faithfully,

For Prudential Sugar Corporation Limited


Vinod Kumar Baid
Director
DIN No. 00010142

